










ACE Agenda


Day 1

Topic	Description
 Welcome & Introductions	Discuss your expectations for the class
 Introduction to Turbonomic <i>Lab Exercises</i>	Understand what drives The Platform, enabling you to assure performance, maximize efficiency, and guarantee compliance. Learn how to use the user interface to visualize the health of your environment and understand what actions to take to keep your environment running in a Desired State
 Policies <i>Lab Exercises</i>	Set up policies to comply with business constraints, such as administrative domains, maintenance windows, licensing, and data locality; also create custom groups
 Applications <i>Lab Exercises</i>	Discover new metrics and functionality when you add Application targets

Day 2

 Planning <i>Lab Exercises</i>	Run 'what-if?' scenarios to simulate adding or removing VMs, hosts, and storage on-prem or in the cloud. Learn about VM template types and use templates to add workload, hosts, or storage to a plan
 Administration Settings <i>Lab Exercises</i>	Set up users, specify targets, and perform software updates
 Analysis Settings <i>Lab Exercises</i>	Configure analysis settings to control the Market analysis
 Dashboards & Reports <i>Lab Exercises</i>	Customize the look and feel of your instance; create dashboards and reports to provide the information you care about the most
 ServiceNow Integration <i>Lab Exercises</i>	Learn how Turbonomic integrates with ServiceNow and configure actions to be approved before they are executed

Day 3

 Practical Examination	An open-book exam—You have 90 minutes to complete 18 questions
Multiple-Choice Examination	A closed-book exam—You have 90 minutes to complete 55 questions

Testing may last until 2 PM